

PubMed, EndNote, SOAR, and ORCID

RUL Health Sciences Libraries

SGS Biomedical Sciences Orientation

August 30, 2023

Outline



- Introducing Rutgers University Libraries



- PubMed



- EndNote



- SOAR



- ORCID

RUL & Health Sciences Libraries

<https://www.libraries.rutgers.edu/health-sciences>

Rutgers.edu | Search rutgers.edu

Hours My Account Ask Us Mobile App Site Search

Libraries Home • Camden **Health Sciences** Newark New Brunswick Archives | Law



Health Sciences

Resources & Databases Research & Teaching Support Visit & Study News & Workshops

QUICKSEARCH **PUBMED** UPTODATE

QuickSEARCH

Help | Advanced Search



🕒 Today's Hours

Library of Science and Medicine (LSM): 8am - 6pm
 Robert Wood Johnson (RWJ) Library: 8am - 6pm
 Smith Library: 7:30am - 9pm
[All Location Hours](#)

▶ [Health Sciences Databases](#)

▶ [Selected E-Books by Subject](#)

▶ [Health Sciences Research Guides](#)

▶ [All Databases](#)

Top Databases

- [APA PsycInfo](#)
- [CINAHL](#)
- [Cochrane Library](#)
- [EMBASE](#)
- [Scopus](#)
- [Web of Science](#)

Clinical Tools

- [ClinicalKey](#)
- [DynaMed](#)
- [UpToDate](#)
- [VisualDX](#)


Research Help

- [Schedule an Appointment](#)
- [Ask a Librarian](#)
- [Systematic Review Services](#)
- [EndNote](#)

PubMed

About and Accessing PubMed

<https://www.libraries.rutgers.edu/indexes/pubmed>



An official website of the United States government [Here's how you know](#)

NIH National Library of Medicine
National Center for Biotechnology Information





Log in

PubMed®

Search


Advanced

PubMed® comprises more than 35 million citations for biomedical literature from MEDLINE, life science journals, and online books. Citations may include links to full text content from PubMed Central and publisher web sites.

 <p>Learn</p> <p>About PubMed FAQs & User Guide Finding Full Text</p>	 <p>Find</p> <p>Advanced Search Clinical Queries Single Citation Matcher</p>	 <p>Download</p> <p>E-utilities API FTP Batch Citation Matcher</p>	 <p>Explore</p> <p>MeSH Database Journals</p>
---	--	--	---

PubMed is a free resource of over 35 million citations for biomedical literature from MEDLINE, life science journals, and online books.

It is developed and maintained by NLM's NCBI.

Rutgers users should access PubMed via <https://www.libraries.rutgers.edu/indexes/pubmed> in order to get fulltext articles from Rutgers subscribed resources via .

Other ways of accessing PubMed:

- From the PubMed search tab above the QuickSearch box on RUL Health Sciences Libraries website <https://www.libraries.rutgers.edu/health-sciences>.
- From RUL Databases list.

Accessing the MeSH Database

The screenshot shows the PubMed.gov homepage. At the top left is the NIH logo and the text "National Library of Medicine National Center for Biotechnology Information". At the top right is a "Log in" button. The main header features the "PubMed.gov" logo and a search bar with the placeholder text "Search PubMed" and a green "Search" button. Below the search bar is the word "Advanced".

An inset window shows a dropdown menu for "MeSH" with the following options: All Databases, Assembly, Biocollections, BioProject, BioSample, Books, ClinVar, Conserved Domains, dbGaP, dbVar, Gene, Genome, GEO DataSets, GEO Profiles, GTR, HomoloGene, Identical Protein Groups, MedGen, MeSH, and NLM Catalog. A red arrow points to the "MeSH" option.

Below the dropdown menu, the "MeSH" page content is visible, including the text: "MeSH (Medical Subject Headings) is the NLM controlled vocabulary thesaurus used for indexing articles for PubMed." and a link to "MeSH Homepage".

In the bottom right corner of the main page, there is an "Explore" section with a globe icon and a link to "MeSH Database Journals". A red box highlights this link, and a red arrow points from it to the "MeSH" option in the dropdown menu.

Search Features in PubMed

- Keyword Search
- Search by MeSH
- Proximity Search (e.g. “dental pain”[Title/Abstract:~2])
- Search by Field (e.g. Author, Affiliations, Title, Abstract, etc.)
- Search Journals in NLM catalog
- Topic Specific Queries - https://www.nlm.nih.gov/psd/special_queries.html

Other Useful Features in PubMed

- Single / Batch Citation Matcher
- NCBI Account:
 - Log in via a 3rd party
 - My Bibliography (to comply with NIH Public Access Policy)
 - Saved Collections
 - Saved Searches
 - SciENcv for creating NIH & NSF biosketches in grant applications
 - Connecting to ERA Commons, ORCID, etc.
- Links to NCBI's other databases

EndNote

About EndNote

<https://www.libraries.rutgers.edu/research-support/citation-management/endnote>

EndNote is a bibliographic management tool, used by researchers to store, organize, and cite references. Rutgers University Libraries provides site license for Rutgers users to download EndNote desktop to their Mac or Windows computers.

Citation Management ▲

- Overview
- EndNote
 - How to Download and Install EndNote
- RefWorks
- Zotero

Copyright Guidance

Research Impact

Research Data Services

NIH Public Access Policy

Open Access Publishing Opportunities for Rutgers Researchers

Open Access Scholarship

Tutorials in Information Literacy and Critical Thinking

Tutorials in Health Sciences Research Skills

EndNote

EndNote is available for all Rutgers affiliated students, faculty, and staff. This is a licensed (subscription) product, so you need to download it from the library in order to gain full access to the software.

EndNote platforms

EndNote desktop is a program for collecting and organizing references from online or other sources. You can create a searchable personal database of references, find full text articles, manage and annotate PDF files, cite references while writing a paper, create bibliographies formatted in a preferred style, and more.

EndNote basic is a web-based version of EndNote designed to work in the cloud, making it particularly useful for scholars who work from multiple computers, or who need to work collaboratively. EndNote desktop and EndNote basic are designed to work in concert, although each can be used independently. A free EndNote basic account can be created from within EndNote or Web of Science, or at MyEndNoteWeb.com.

EndNote app for iPad is available from the Apple Store. The app allows users to find, store, create, and share references anywhere and anytime. It also enables PDF annotations directly within the app.

Download EndNote

As a Rutgers user, you should not be asked to enter a product key to install the EndNote desktop program for Windows. After downloading the EndNote zip file, you unzip it and place the extracted files in a separate folder. Then clicking the installer should allow you to install the program on a Windows computer. For more assistance, visit [the EndNote research guide](#).

[EndNote 21 for Windows](#)
[EndNote 20 for Windows](#)

[EndNote 21 for Mac](#)
[EndNote 20 for Mac](#)

If you need additional information or troubleshooting assistance, or if you would like to arrange a training session, contact us at citationmgr@libraries.rutgers.edu.



[Rutgers University](#) / [Research Guides](#) / [Health Sciences](#) / [EndNote Tutorials](#) / [Home](#)

EndNote Tutorials

EndNote is a citation management tool used by researchers, faculty, and students to store, organize and cite references. This guide is to show how to use EndNote effectively.

Home

Welcome to the EndNote
Tutorials LibGuide

EndNote 21

EndNote 20

What Can EndNote Do for You?

How to Create a Library?

How to Import References from Databases?

Google Scholar and EndNote

How to Manually Add References in EndNote?

How to Search a Remote Database Directly from EndNote?

How to Import PDFs into EndNote?

How to Find and Remove Duplicate References in EndNote

Welcome to the EndNote Tutorials LibGuide

EndNote is a bibliographic management tool. It has been used by researchers to store, organize, and cite references. Over the years, EndNote has been constantly upgraded by its developers. While it is great to enhance its functionalities, it can also be a daunting job for the busy researchers to keep up to date with all the emerging features and functions of the tool. This guide is designed to present timely tutorials and instructions on how to use EndNote effectively.

EndNote 21 is the latest version.

An important note for Windows users:

As a Rutgers user, you should not be asked to enter a product key to install the program. When you install EndNote on your Windows computer, if you are asked for a product key, then you are not installing it appropriately. After you download the EndNote zip file from [EndNote | Rutgers University Libraries](#), please extract the zip file and then place the extracted files in a SEPARATE folder. Then clicking the installer should allow you to install the program.

Below are some useful links:

- [Citation Management Tools](#)
This research panel lists EndNote and a few other citation management tools such as RefWorks and Zotero that are used by Rutgers users.
- [EndNote 20 Essentials \(video: 1:25:19\)](#)
This video offers a recording of a public EndNote class held by Clarivate.
- [EndNote Blog](#)
The blog serves as an FAQ site answering many questions raised by our researchers on the use of EndNote.
- [EndNote Download](#)

EndNote – Download Tips

- The University Libraries are licensed to provide download access to EndNote for all Rutgers users. As a Rutgers user, you are **not required to enter a product key** to install the program.
- Go to: <https://www.libraries.rutgers.edu/research-tools-and-services/citation-management/endnote> to download EndNote. The latest version is EndNote 21.
- **Note:** For Windows, you must extract the zip file and place the extracted files in a **separate** folder from where the zip file is located. Otherwise, you will be asked to enter a product key.
- To request training or help with use of EndNote, please email to: citationmgr@libraries.rutgers.edu.

SOAR

Rutgers Open Access Policy

- Passed on Oct 19, 2012, implemented on Sept 1, 2015.
- For all Rutgers faculty & scholars including graduate students & postdocs.
- Requires that RU authors deposit legal copies of scholarly articles into SOAR at the time of the article's final acceptance for publication, at no cost to them, making scholarship freely accessible to the public.
- Showcases all university scholarship in one place
- Preserves access over time
- Allows authors to retain rights to their works
- Ensures greater visibility & impact for Rutgers research worldwide.
- http://www.libraries.rutgers.edu/researchers/open_access

SOAR (Scholarly Open Access at Rutgers)





<http://soar.rutgers.edu>


[Rutgers Home](#) | [Search Rutgers](#)

SOAR: Scholarly Open Access at Rutgers


[Home](#)
[About SOAR](#)
[Deposit Your Work](#)
[FAQs](#)
[Waivers and Forms](#)
[Contact Us](#)

[Search the Repository](#)
[Browse Research Units](#)
[Deposit Your Work](#)



SOAR showcases Rutgers scholarship and makes it freely accessible to the world



Share your work with the world

Deposit your work in SOAR to ensure long-term preservation and access while increasing your research impact.

[How To Deposit Your Work](#)

Discover Rutgers scholarship

Search for journal articles, conference papers, and other scholarly works produced by Rutgers researchers.

[Search the Repository](#)

Learn about open access at Rutgers


Read more about Rutgers' commitment to open access and how to maximize the visibility of your scholarship with SOAR.

[Read the FAQs](#)

Get in touch

Contact us with questions about open access or depositing your work in SOAR.

[Contact Us](#)

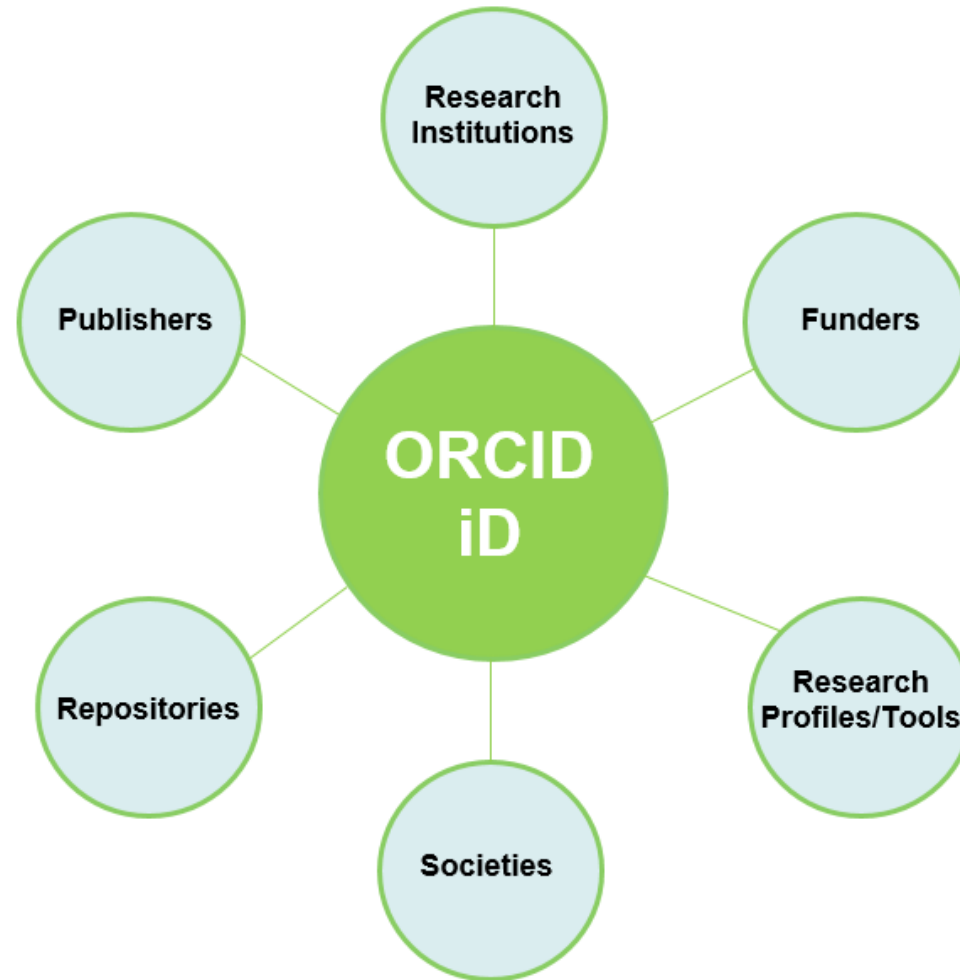


ORCID

What Is ORCID?

- ORCID stands for Open Researcher and Contributor ID.
- It provides a unique digital identifier that distinguishes a researcher from those with same or similar names.
- ORCID iD connects researchers and their research activities throughout their careers.
- Sample ORCID iD: 0000-0003-0757-1837
- ORCID is the organization; ORCID iD is the unique identifier.

Why ORCID?



Research Support

[Citation Management](#)[Copyright Guidance](#)

Research Impact ▲

[Overview](#)[ORCID](#)[Research Data Services](#)[NIH Public Access Policy](#)[Open Access Publishing Opportunities for Rutgers Researchers](#)[Open Access Scholarship](#)[Tutorials in Information Literacy and Critical Thinking](#)[Tutorials in Health Sciences Research Skills](#)[HOME](#) / [RESEARCH SUPPORT](#) / [RESEARCH IMPACT](#)

ORCID

ORCID® provides a persistent digital identifier that distinguishes you from other researchers and allows you to connect easily to funding agencies, publishers, and collaborators. Enhancing your Rutgers directory listing with your ORCID id raises the visibility of your researcher profile and helps build an integrated Rutgers research environment.

► [Learn more about the benefits of ORCID for researchers](#)

Create or connect an ORCID iD at Rutgers

[Log into your Rutgers Personal Contact Information page](#) and follow the prompts to create your ORCID iD or to connect an existing iD to your Rutgers information. **Creating your ORCID iD via Rutgers will allow your ORCID iD to display in the Rutgers Directory and other Rutgers systems, and will allow you to sign on to ORCID and other systems (e.g., manuscript and grant submission systems) with your NetID.**

Using ORCID in SciENcv

[Learn how to use ORCID in SciENcv to create NIH biosketches for grant proposals](#)

Get help

Contact the support team at orcid@libraries.rutgers.edu

Download detailed instructions:

- [Creating and connecting a new ORCID iD](#)
- [Connecting an existing ORCID iD to Rutgers](#)

[Read the 2016 Rutgers Senate report on adopting ORCID identifiers](#)


Personal Contact Information Page (before connection)

RUTGERS Personal Contact Information Welcome [Name] | Log out

[Emergency Contacts and Notification](#) [Address Update](#) [Directory Listing](#) **ORCID** [FAQ](#)


YOUR ORCID INFORMATION

Disambiguate yourself from every other researcher by using ORCID iD, a unique and persistent author identifier. Take charge of your researcher profile, connect your name with your scholarship, and simplify workflows with your publishers and funders.



Your ORCID iD is unavailable.

To fix this, click the button below to **Create** an ORCID iD or to **Connect** an existing ORCID iD to Rutgers.

 [Create or Connect your ORCID iD](#)

ORCID AND RUTGERS *Better Together*

- Join a research community of nearly 4 million.
- Raise visibility of your researcher profile with an ORCID iD-enhanced Rutgers directory listing.
- Help build an integrated Rutgers research environment.

Get Help
[ORCID FAQ](#)
orcid@libraries.rutgers.edu


For questions, comments or suggestions contact your [Campus Help Desk](#).

RUTGERS

RUTGERS Personal Contact Information Welcome Log out

Emergency Contacts and Notification Address Update Directory Listing **ORCID** FAQ

YOUR ORCID INFORMATION



Your ORCID iD is:
<https://orcid.org/0000-0003-0757-1837>

**ORCID AND RUTGERS
Better Together**

- Join a research community of nearly 4 million.
- Raise visibility of your researcher profile with an ORCID iD-enhanced Rutgers directory listing.
- Help build an integrated Rutgers research environment.

Get Help
[ORCID FAQ](#)
orcid@libraries.rutgers.edu

For questions, comments or suggestions contact your [Campus Help Desk](#).

RUTGERS

RUTGERS Help Updates

People Websites RBHS Search Buildings

Ex: Smith, Jo*n or John Smith or Van Buren, or ,John


(STAFF, FACULTY)

Telephone Numbers (Local Business)
 Phone: (732) 235-7604

Email Address
 Staff:
 Faculty: y Zhang@libraries.rutgers.edu

Postal Address
 Staff/Faculty: EVPAA-RBHS Library NB/PISC
 1 Robert Wood Johnson Place
 New Brunswick, NJ 08901-1311

Location
 Staff/Faculty: Medical Education Building MEB
 College Av

ORCID (Open Researcher & Contributor ID):
 <http://orcid.org/0000-0003-0757-1837>

Sign in ORCID via Rutgers NetID after Connection

The screenshot shows the ORCID website interface. At the top left is the ORCID logo with the tagline "Connecting Research and Researchers". At the top right, there are links for "SIGN IN/REGISTER" and a search bar with a "Registry" dropdown menu. A dark blue navigation bar contains the links "FOR RESEARCHERS", "FOR ORGANIZATIONS", "ABOUT", and "HELP". The main content area features the text "Sign into ORCID or Register now". Below this are two buttons: "Personal account" and "Institutional account", with the latter being highlighted. Underneath, it says "Sign in with an institutional account" with a help icon. A section titled "Use a suggested selection:" shows a card for "Rutgers, The State University of ..." with a red "R" logo. Below this is a text input field and a "Continue" button. At the bottom, there is a link that says "Allow me to pick from a list".

To request a training session
on any of these topics, please Ask a Librarian at
<https://www.libraries.rutgers.edu/ask>.

Thank you!