

PubMed, EndNote, SOAR, and ORCID

RUL Health Sciences Libraries

SGS Biomedical Sciences Orientation

August 28, 2024

Outline



- Introducing Rutgers University Health Sciences Libraries



- PubMed – Incl. Medline, PubMed Central, NCBI Bookshelf



- EndNote – A Citation Management Software



- SOAR (Scholarly Open Access at Rutgers)



- ORCID (Open Researcher and Contributor ID)

RUL & Health Sciences Libraries

<https://www.libraries.rutgers.edu/health-sciences>

Rutgers.edu | Search rutgers.edu

Hours My Account Ask Us Mobile App Site Search

Libraries Home • Camden **Health Sciences** Newark New Brunswick Archives | Law



Health Sciences

Resources & Databases Research & Teaching Support Visit & Study News & Workshops

QUICKSEARCH **PUBMED** UPTODATE

QuickSEARCH
Help | Advanced Search



Today's Hours

Library of Science and Medicine (LSM): 8am - 6pm
Robert Wood Johnson (RWJ) Library: 8am - 6pm
Smith Library: 7:30am - 9pm
[All Location Hours](#)

► [Health Sciences Databases](#)

► [Selected E-Books by Subject](#)

► [Health Sciences Research Guides](#)

► [All Databases](#)

Top Databases

- [APA PsycInfo](#)
- [CINAHL](#)
- [Cochrane Library](#)
- [EMBASE](#)
- [Scopus](#)
- [Web of Science](#)

Clinical Tools

- [ClinicalKey](#)
- [DynaMed](#)
- [UpToDate](#)
- [VisualDX](#)


Research Help

- [Schedule an Appointment](#)
- [Ask a Librarian](#)
- [Systematic Review Services](#)
- [EndNote](#)

PubMed

About and Accessing PubMed

<https://www.libraries.rutgers.edu/indexes/pubmed>



NIH National Library of Medicine
National Center for Biotechnology Information

Log in

PubMed®

Search


Advanced

PubMed® comprises more than 37 million citations for biomedical literature from MEDLINE, life science journals, and online books. Citations may include links to full text content from PubMed Central and publisher web sites.

Learn	Find	Download	Explore
<ul style="list-style-type: none"> About PubMed FAQs & User Guide Finding Full Text 	<ul style="list-style-type: none"> Advanced Search Clinical Queries Single Citation Matcher 	<ul style="list-style-type: none"> E-utilities API FTP Batch Citation Matcher 	<ul style="list-style-type: none"> MeSH Database Journals

PubMed is a free resource of over 37 million citations for biomedical literature from MEDLINE, life science journals, and online books.

It is developed and maintained by NLM's NCBI.

Rutgers users should access PubMed via <https://www.libraries.rutgers.edu/indexes/pubmed> in order to get  files from Rutgers subscribed resources via

Other ways of accessing PubMed:

- From the PubMed search tab above the QuickSearch box on RUL Health Sciences Libraries website <https://www.libraries.rutgers.edu/health-sciences>.
- From RUL Databases list.

Accessing the MeSH Database

The screenshot shows the PubMed.gov homepage. At the top left is the NIH logo and the text "National Library of Medicine National Center for Biotechnology Information". At the top right is a "Log in" button. The main header features the "PubMed.gov" logo and a search bar with the placeholder text "Search PubMed" and a green "Search" button. Below the search bar is the word "Advanced".

An inset window shows the MeSH database interface. It has a search bar with "MeSH" selected in a dropdown menu and a "Search" button. A list of databases is visible, with "MeSH" highlighted. Below the list, there is a section titled "Using MeSH" with links for "Help" and "Tutorials". A red arrow points from the "MeSH" link in the "Using MeSH" section to the "MeSH Database" link in the "Explore" section of the main website.

The "Explore" section on the main website includes a globe icon, the text "Explore", and a link for "MeSH Database Journals". Below this is a note: "Legacy PubMed (available until at least 10/31/2020)".

Search Features in PubMed

- Keyword Search
- Search by MeSH
- Proximity Search (e.g. “dental pain” [Title/Abstract:~2])
- Search by Field (e.g. Author, Affiliations, Title, Abstract, etc.)
- Search Journals in NLM catalog
- Topic Specific Queries - https://www.nlm.nih.gov/psd/special_queries.html

Other Useful Features in PubMed

- NCBI Account:
 - Log in via a 3rd party
 - My Bibliography (to comply with NIH Public Access Policy)
 - Saved Collections
 - Saved Searches
 - SciENcv for creating NIH & NSF biosketches in grant applications
 - Connecting to ERA Commons, ORCID, etc.
- Links to NCBI's other databases
- Single / Batch Citation Matcher

EndNote

About EndNote

<https://www.libraries.rutgers.edu/research-support/citation-management/endnote>

EndNote is a bibliographic management tool, used by researchers to store, organize, and cite references. Rutgers University Libraries provides site license for Rutgers users to download EndNote desktop to their Mac or Windows computers.

Citation Management ▲

- Overview
- EndNote
 - How to Download and Install EndNote
- RefWorks
- Zotero

Copyright Guidance

Research Impact

Research Data Services

NIH Public Access Policy

Open Access Publishing Opportunities for Rutgers Researchers

Open Access Scholarship

Tutorials in Information Literacy and Critical Thinking

Tutorials in Health Sciences Research Skills

EndNote

EndNote is available for all Rutgers affiliated students, faculty, and staff. This is a licensed (subscription) product, so you need to download it from the library in order to gain full access to the software.

EndNote platforms

EndNote desktop is a program for collecting and organizing references from online or other sources. You can create a searchable personal database of references, find full text articles, manage and annotate PDF files, cite references while writing a paper, create bibliographies formatted in a preferred style, and more.

EndNote basic is a web-based version of EndNote designed to work in the cloud, making it particularly useful for scholars who work from multiple computers, or who need to work collaboratively. EndNote desktop and EndNote basic are designed to work in concert, although each can be used independently. A free EndNote basic account can be created from within EndNote or Web of Science, or at MyEndNoteWeb.com.

EndNote app for iPad is available from the Apple Store. The app allows users to find, store, create, and share references anywhere and anytime. It also enables PDF annotations directly within the app.

Download EndNote

As a Rutgers user, you should not be asked to enter a product key to install the EndNote desktop program for Windows. After downloading the EndNote zip file, you unzip it and place the extracted files in a separate folder. Then clicking the installer should allow you to install the program on a Windows computer. For more assistance, visit [the EndNote research guide](#).

[EndNote 21 for Windows](#)
[EndNote 20 for Windows](#)

[EndNote 21 for Mac](#)
[EndNote 20 for Mac](#)

If you need additional information or troubleshooting assistance, or if you would like to arrange a training session, contact us at citationmgr@libraries.rutgers.edu.



EndNote Tutorials

EndNote is a citation management tool used by researchers, faculty, and students to store, organize and cite references. This guide is to show how to use EndNote effectively.

Home

[Welcome to the EndNote
Tutorials LibGuide](#)[EndNote 21](#)[EndNote 20](#)[What Can EndNote Do for You?](#)[How to Create a Library?](#)[How to Import References from
Databases?](#)[Google Scholar and EndNote](#)[How to Manually Add References
in EndNote?](#)[How to Search a Remote
Database Directly from EndNote?](#)[How to Import PDFs into
EndNote?](#)[How to Find and Remove
Duplicate References in EndNote](#)

Welcome to the EndNote Tutorials LibGuide

EndNote is a bibliographic management tool. It has been used by researchers to store, organize, and cite references. Over the years, EndNote has been constantly upgraded by its developers. While it is great to enhance its functionalities, it can also be a daunting job for the busy researchers to keep up to date with all the emerging features and functions of the tool. This guide is designed to present timely tutorials and instructions on how to use EndNote effectively.

EndNote 21 is the latest version.

An important note for Windows users:

As a Rutgers user, you should not be asked to enter a product key to install the program. When you install EndNote on your Windows computer, if you are asked for a product key, then you are not installing it appropriately. After you download the EndNote zip file from [EndNote | Rutgers University Libraries](#), please extract the zip file and then place the extracted files in a SEPARATE folder. Then clicking the installer should allow you to install the program.

Below are some useful links:

- [Citation Management Tools](#)
This research panel lists EndNote and a few other citation management tools such as RefWorks and Zotero that are used by Rutgers users.
- [EndNote 20 Essentials \(video: 1:25:19\)](#)
This video offers a recording of a public EndNote class held by Clarivate.
- [EndNote Blog](#)
The blog serves as an FAQ site answering many questions raised by our researchers on the use of EndNote.
- [EndNote Download](#)

EndNote – Download Tips

- The University Libraries are licensed to provide download access to EndNote for all Rutgers users. As a Rutgers user, you are **not required to enter a product key** to install the program.
- Go to: <https://www.libraries.rutgers.edu/research-tools-and-services/citation-management/endnote> to download EndNote. The latest version is EndNote 21.
- **Note:** For Windows, you must extract the zip file and place the extracted files in a **separate** folder from where the zip file is located. Otherwise, you will be asked to enter a product key.
- To request training or help with use of EndNote, please email to: citationmgr@libraries.rutgers.edu.

SOAR

Rutgers Open Access Policy

- Passed on Oct 19, 2012, implemented on Sept 1, 2015.
- For all Rutgers faculty & scholars including graduate students & postdocs.
- Requires that RU authors deposit legal copies of scholarly articles into SOAR at the time of the article's final acceptance for publication, at no cost to them, making scholarship freely accessible to the public.
- Showcases all university scholarship in one place
- Preserves access over time
- Allows authors to retain rights to their works
- Ensures greater visibility & impact for Rutgers research worldwide.
- http://www.libraries.rutgers.edu/researchers/open_access

SOAR (Scholarly Open Access at Rutgers)

<http://soar.rutgers.edu>

RUTGERS UNIVERSITY Libraries SOAR: Scholarly Open Access at Rutgers

Home About SOAR Deposit Your Work FAQs Waivers and Forms Contact Us

Search the repository

[Search the Repository](#) [Browse Research Units](#) [Deposit Your Work](#)

SOAR showcases Rutgers scholarship and makes it freely accessible to the world

<p>Share your work with the world</p> <p>Deposit your work in SOAR to ensure long-term preservation and access while increasing your research impact.</p> <p>How To Deposit Your Work</p>	<p>Discover Rutgers scholarship</p> <p>Search for journal articles, conference papers, and other scholarly works produced by Rutgers researchers.</p> <p>Search the Repository</p>	<p>Learn about open access at Rutgers</p> <p>Read more about Rutgers' commitment to open access and how to maximize the visibility of your scholarship with SOAR.</p> <p>Read the FAQs</p>	<p>Get in touch</p> <p>Contact us with questions about open access or depositing your work in SOAR.</p> <p>Contact Us</p>
--	---	---	--

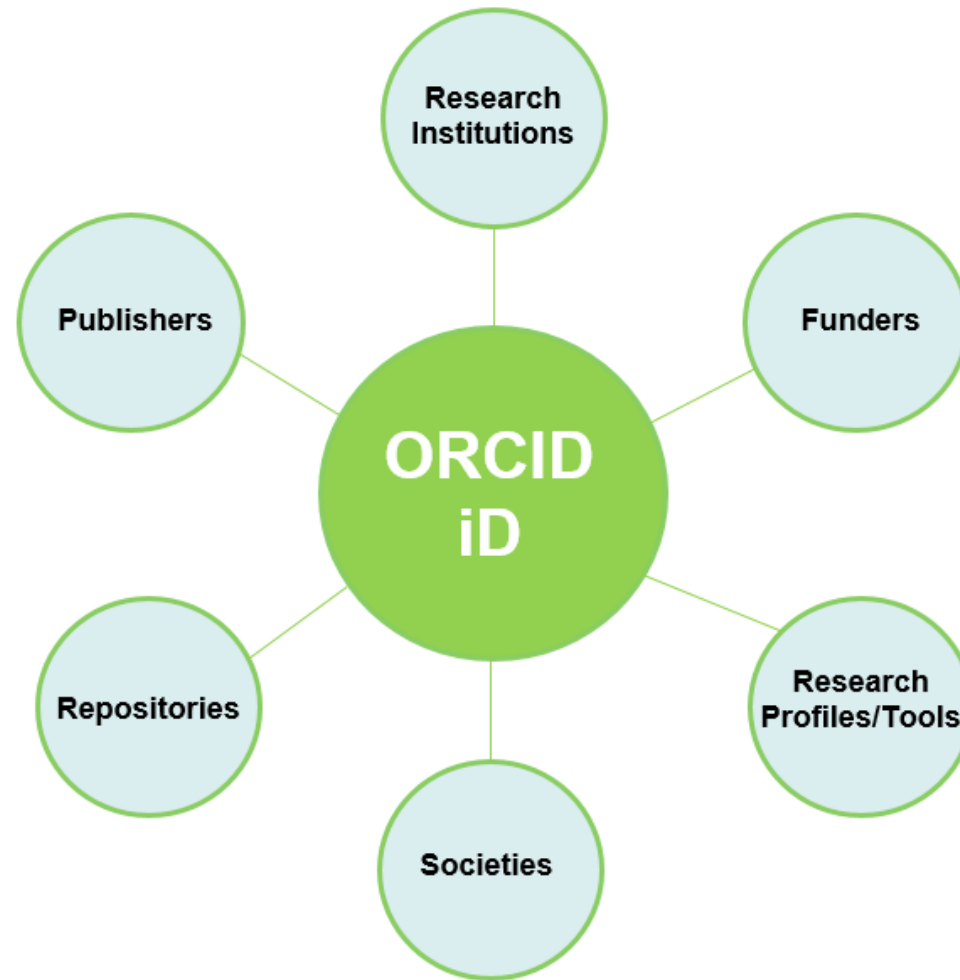


ORCID

What Is ORCID?

- ORCID stands for Open Researcher and Contributor ID.
- It provides a unique digital identifier that distinguishes a researcher from those with same or similar names.
- ORCID iD connects researchers and their research activities throughout their careers.
- Sample ORCID iD: 0000-0003-0757-1837
- ORCID is the organization; ORCID iD is the unique identifier.

Why ORCID?



Research Support

[Citation Management](#)[Copyright Guidance](#)

Research Impact ▲

[Overview](#)[ORCID](#)[Research Data Services](#)[NIH Public Access Policy](#)[Open Access Publishing Opportunities for Rutgers Researchers](#)[Open Access Scholarship](#)[Tutorials in Information Literacy and Critical Thinking](#)[Tutorials in Health Sciences Research Skills](#)[HOME](#) / [RESEARCH SUPPORT](#) / [RESEARCH IMPACT](#)

ORCID

ORCID® provides a persistent digital identifier that distinguishes you from other researchers and allows you to connect easily to funding agencies, publishers, and collaborators. Enhancing your Rutgers directory listing with your ORCID id raises the visibility of your researcher profile and helps build an integrated Rutgers research environment.

► [Learn more about the benefits of ORCID for researchers](#)

Create or connect an ORCID iD at Rutgers

[Log into your Rutgers Personal Contact Information page](#) and follow the prompts to create your ORCID iD or to connect an existing iD to your Rutgers information. **Creating your ORCID iD via Rutgers will allow your ORCID iD to display in the Rutgers Directory and other Rutgers systems, and will allow you to sign on to ORCID and other systems (e.g., manuscript and grant submission systems) with your NetID.**

Using ORCID in SciENcv

[Learn how to use ORCID in SciENcv to create NIH biosketches for grant proposals](#)

Get help

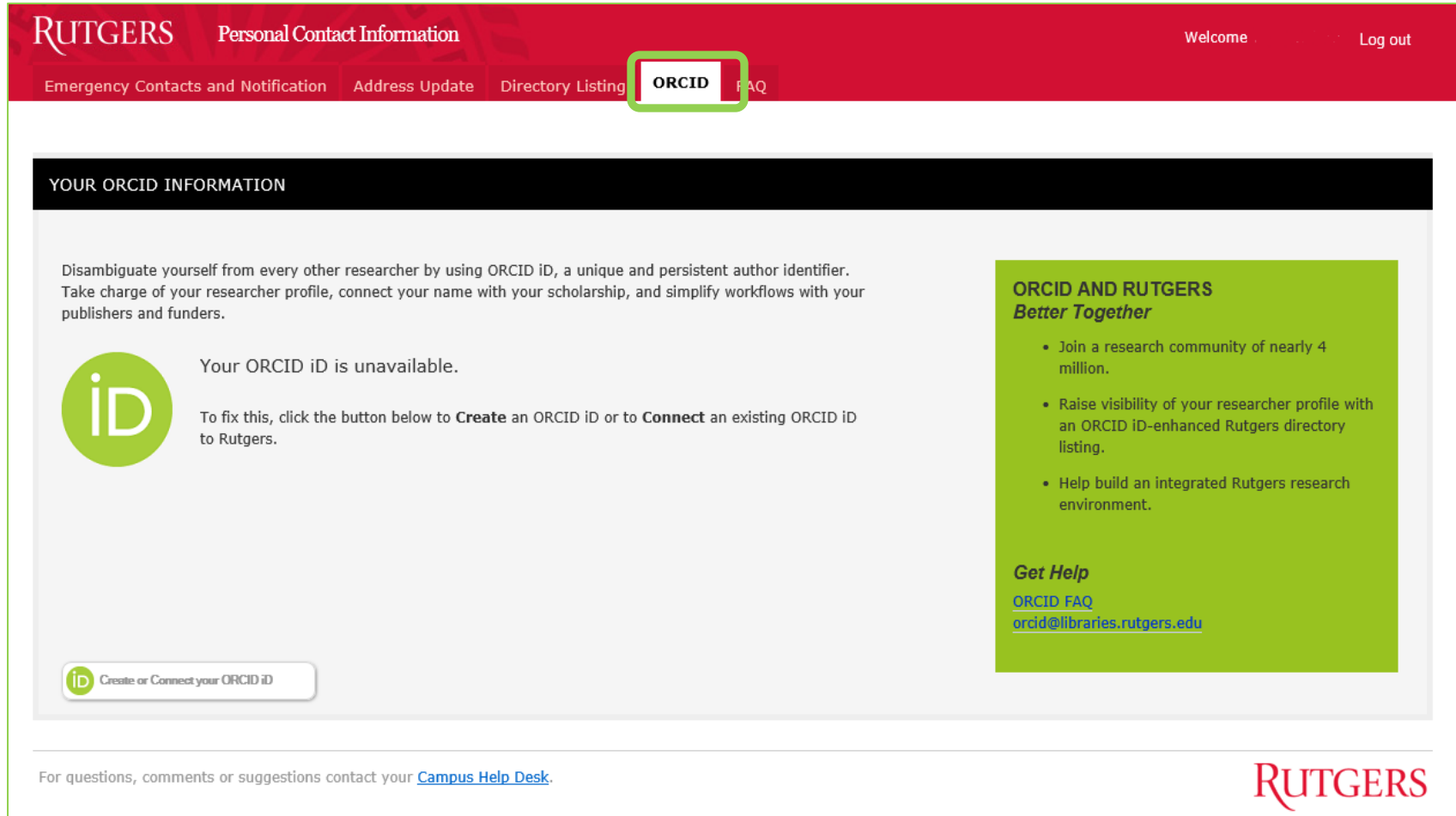
Contact the support team at orcid@libraries.rutgers.edu

Download detailed instructions:

- [Creating and connecting a new ORCID iD](#)
- [Connecting an existing ORCID iD to Rutgers](#)

[Read the 2016 Rutgers Senate report on adopting ORCID identifiers](#)

Visit the ORCID tab on the Personal Contact Information Page for connecting NetID to ORCID iD




The screenshot shows the Rutgers Personal Contact Information page. The top navigation bar is red and contains the Rutgers logo, the page title "Personal Contact Information", and user options "Welcome" and "Log out". Below the navigation bar, a menu of tabs includes "Emergency Contacts and Notification", "Address Update", "Directory Listing", "ORCID", and "FAQ". The "ORCID" tab is highlighted with a green box. The main content area has a black header "YOUR ORCID INFORMATION". Below this, there is a paragraph explaining ORCID iD, a status message "Your ORCID iD is unavailable.", and instructions on how to create or connect an ORCID iD. A green sidebar on the right contains the heading "ORCID AND RUTGERS Better Together", a list of benefits, and a "Get Help" section with links to "ORCID FAQ" and "orcid@libraries.rutgers.edu". At the bottom, there is a footer with contact information for the Campus Help Desk and the Rutgers logo.

RUTGERS Personal Contact Information Welcome Log out

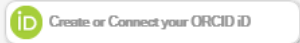
Emergency Contacts and Notification Address Update Directory Listing **ORCID** FAQ

YOUR ORCID INFORMATION

Disambiguate yourself from every other researcher by using ORCID iD, a unique and persistent author identifier. Take charge of your researcher profile, connect your name with your scholarship, and simplify workflows with your publishers and funders.

 Your ORCID iD is unavailable.

To fix this, click the button below to **Create** an ORCID iD or to **Connect** an existing ORCID iD to Rutgers.



ORCID AND RUTGERS *Better Together*

- Join a research community of nearly 4 million.
- Raise visibility of your researcher profile with an ORCID iD-enhanced Rutgers directory listing.
- Help build an integrated Rutgers research environment.

Get Help
[ORCID FAQ](#)
orcid@libraries.rutgers.edu


For questions, comments or suggestions contact your [Campus Help Desk](#).

RUTGERS


RUTGERS Personal Contact Information Welcome Log out

Emergency Contacts and Notification Address Update Directory Listing **ORCID** FAQ

YOUR ORCID INFORMATION



Your ORCID iD is:
<https://orcid.org/0000-0003-0757-1837>

 Log in to ORCID

**ORCID AND RUTGERS
Better Together**

- Join a research community of nearly 4 million.
- Raise visibility of your researcher profile with an ORCID iD-enhanced Rutgers directory listing.
- Help build an integrated Rutgers research environment.

Get Help
[ORCID FAQ](#)
orcid@libraries.rutgers.edu

For questions, comments or suggestions contact your [Campus Help Desk](#).

RUTGERS

Example of Connected Record

RUTGERS Help Updates

People Websites RBHS Search Buildings

Ex: Smith, Jo*n or John Smith or Van Buren, or ,John


(STAFF, FACULTY)

Telephone Numbers (Local Business)
 Phone: (732) 235-7604

Email Address
 Staff:
 Faculty: yzhang@libraries.rutgers.edu

Postal Address
 Staff/Faculty EVPAA-RBHS Library NB/PISC
 1 Robert Wood Johnson Place
 New Brunswick, NJ 08901-1311

Location
 Staff/Faculty: Medical Education Building MEB
 College Av

ORCID (Open Researcher & Contributor ID):
 <http://orcid.org/0000-0003-0757-1837>

Sign in ORCID via Rutgers NetID after Connection

The screenshot shows the ORCID website interface. At the top left is the ORCID logo with the tagline "Connecting Research and Researchers". At the top right, there is a "SIGN IN/REGISTER" button and a search bar with a "Registry" dropdown menu. A dark blue navigation bar contains the links "FOR RESEARCHERS", "FOR ORGANIZATIONS", "ABOUT", and "HELP". The main content area features the text "Sign into ORCID or Register now". Below this are two buttons: "Personal account" and "Institutional account", with the latter being highlighted. Underneath, it says "Sign in with an institutional account" with a help icon. A section titled "Use a suggested selection:" shows a card for "Rutgers, The State University of ..." with the Rutgers 'R' logo. To the right of this card is the text "Or enter your organization's name". Below this is a text input field and a "Continue" button. At the bottom left of the input area, there is a link that says "Allow me to pick from a list".

To request a training session
on any of these topics, please Ask a Librarian at
<https://www.libraries.rutgers.edu/ask>.

Thank you!